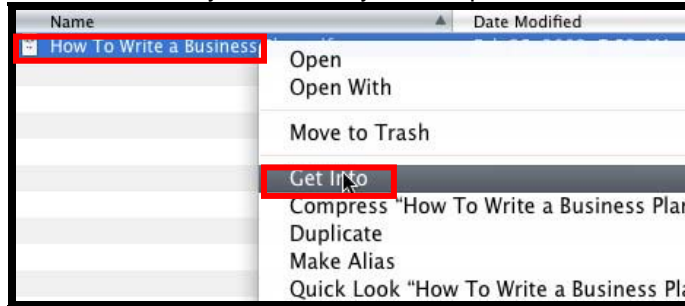


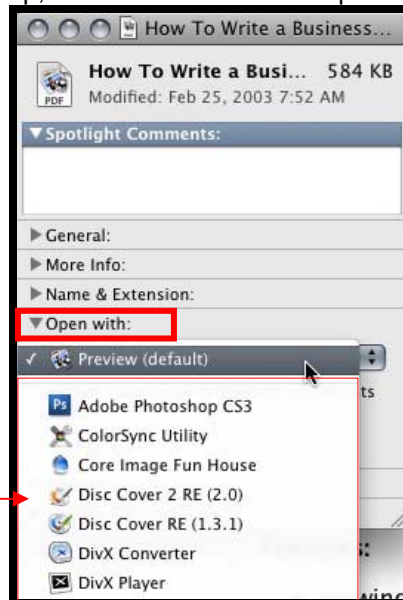
## DOCUMENT GUIDELINES FOR MAC USERS

To view a PDF document you MUST use Adobe Reader for Mac. Mac Preview will NOT work. Mac Preview is the default PDF viewer.

1. How to Check Your OS Version (Mac)
  - Click on the Blue Apple and then click on About This Mac
2. Download and install the appropriate Adobe Reader for your operating system
  - Go to <http://get.adobe.com/reader/otherversions/>
3. Set the default PDF viewer to Adobe Reader
  - Find any PDF document that you have on your computer, click on the document Name & click Get Info

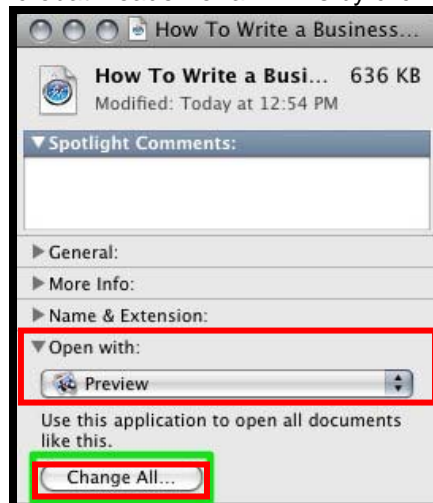


- In the window that pops up, click the arrow next to Open With: if it's not already open



The Drop Down Menu will show Adobe Reader after it is installed in Step

- Then from the drop-down menu where it says "Preview", choose Adobe Reader
- Change the default to Acrobat Reader for all PDFs by clicking on "Change All"



## DISABLING THE GLOBAL OBJECT SECURITY ON A MAC

1. Open *Adobe Reader* and click on *Adobe Reader* in top tool bar



2. Click *Preferences* in drop down menu



3. Select "JavaScript" in the left hand categories menu
4. Un-click "Enable global object security policy" and press "OK"

